



# RICHMOND WOODTURNERS

## Newsletter

November 2024

[www.richmondwoodturners.org](http://www.richmondwoodturners.org)




THE MISSION OF  
RICHMOND  
WOODTURNERS IS TO  
PROVIDE EDUCATION AND  
INFORMATION TO THOSE  
WHO ARE INTERESTED IN  
WOODTURNING AND TO  
PROMOTE WOODTURNING  
AS AN ART FORM WITHIN  
THE CLUB AND TO THE  
GENERAL PUBLIC

OFFICIAL CHAPTER  
**AAW**  
AMERICAN ASSOCIATION  
OF WOODTURNERS

### FEATURE

#### *Zin and the Art of Making Yarn Bowls*



The November meeting demonstration will feature David Bushman speaking about turning a yarn bowl. David is no stranger to our club and is a seasoned, experienced, and accomplished turner and demonstrator. David will help us in designing a bowl that will fit the needs of any knitter. In my opinion, cutting the slot for the yarn to feed out of the bowl will be the highlight of the evening. Having tried and failed, I look forward to see how a Pro does it. These are examples of his yarn bowls.



Turners Talk will be a discussion on drying wood for turning. Jay Pugh will lead the discussion. Come and share your experiences and techniques with the group.





# RICHMOND WOODTURNERS

## Newsletter

November 2024

### President's Corner

Steve Kellner

To say "another excellent meeting" is becoming redundant. Good turnout and earnings from the wood raffle, a good number of wig stands donated, and another half bucket of tops. Let's keep up the good work with both of these programs; remember they are ongoing and great causes!

Happy to see a decent number of Show & Tell entries although more is always better. As to the demonstration, it may not have been up there with the best we've had. Even a few screw-ups didn't stop me from having fun! I hope you enjoyed the format and thanks to Chuck Bajnai for his excellent CAD help.

But the meeting was not the highlight of the last month. That honor goes to Barry and Leigh for hosting "Wood to Goods" at their farm/lumber supply business. I'm sure I speak for all who attended that it was a great day. Seeing how they saw, stack, dry, and bundle wood for sale was great to see. If you've got a project in mind, give them a call. You won't regret it. Hope they will do it again next year.

Thanks for listening!

Steve

### Table of contents

Mission Statement	1
Feature	1
President's Corner	2
Reminder to wear nam adges	2
Table of Contents	2
Penturners News	2
Woodcraft Guidelines	3
Join the meeting via Zom	3
Wood Raffle News	3
Future Quarterly Challenges	3
Future Demonstrations	3
Treasurer's report	3
Turner's Talk	3
RWT community service projects	4
Thank You from Barry & Leigh	4
Woods to Goods Event	5
Christmas Party announcement	6
Showcase your work	6
Pens for the Troops event	7
October Demonstration	8
October Show and Tell presentations	8-10
November Show and Tell	11-14
Discount program Klingspor and Penn State	15
Items wanted	15
Tips and Tricks	16-17
2024 Officers and Committees	18
Facebook Group information	18
Club Membership information	18
From the Editor	18
AAW information	19
Sponsors and Friends of the Club	19

**Note: Collection of dues for 2025  
will begin in November**

The board minutes and Bylaws of the club can be found on the [RWT website](#).


Please bring and wear your badge to the meeting!

If you want one, please contact Larry Yancey, [lyyancey@gmail.com](mailto:lyyancey@gmail.com). The first one is free to members. There is a fee of \$10.00 to replace a lost one.

### Penturners News

The Richmond Penturners group meets at Woodcraft on the 2nd Thursday of the odd months at 6:00PM. This is a "subsidiary" of Richmond Woodturners; an informal group sharing thoughts and experiences with pen turning. Membership is not required.





# **RICHMOND WOODTURNERS**

## **Newsletter**

**November 2024**

### **Woodcraft Guidelines for Our Meetings**

Woodcraft graciously provides a space for the club to meet. The store closes at 7:00 PM and they have an employee stay until our meeting ends. They have requested that we do not wander around the store after they close. Do all your purchases prior to the 7:00 PM closing time. If you need to leave early, please arrange that with the Woodcraft employee.

### **Join Meeting Via Zoom**

Be sure to check your email each month for the sign in information to join the meeting with Zoom. If for some reason, it is not in your in box, simply refer back to a previous invitation for the information which remains the same from month to month.

The Zoom link will be active starting at about 6:15 PM on the evening of the meeting.

### **Wood raffle news**

Thanks to the generosity of donors and buyers alike, our October 17<sup>th</sup> wood raffle realized \$197.00 as income for our RWT treasury. All in attendance came away a winner. Much of the offerings included some excellent wood donations by Ray Melton. Included, were two Carter & Son gift certificates acquired by Chuck Horton.

### **Quarterly Challenges**

4<sup>th</sup> quarter 2024- turn an item to wear

Next Year's Challenges will be announced in the next newsletter

### **Future Demonstrations**

December- Annual Christmas party

January- Barbara Dill, Offset turning

Feb.- Larry Yancey, Introducing paper to turning

Mar.- Cindy Drozda -Finials and Unique Vessels

### **Treasurer's Report**

Previous Balance (10/1/2024)	\$14,331.46
Income	666.58
Expense	498.32
New Balance (10/1/2024)	\$14,499.32

### **Turner's Talk Mentoring & Skills Development Workshop**

The workshop meets at the beginning of our regular Thursday meeting at 5:30 PM. Come on in and let's talk shop .

November- Drying wood

December- Annual Christmas Party





# **RICHMOND WOODTURNERS**

## **Newsletter**

**October 2024**

### **Richmond Woodturners Community Service projects**

The Board of the Club recently approved two opportunities for us to use the art form of woodturning as a way to bring some comfort, joy and happiness to people that are experiencing serious health issues.

FIRST- We are inviting every member of our club to make 3 - 5 spinning tops to be given to children who are currently in treatment at the Children's Hospital of Richmond. These items will be given to both inpatient and outpatient children. Please understand we are asking that you bring the best you have so these kids will receive what is a fun "WOW" for them. Now, if everyone does this, we will have over 300 to deliver to the hospital to be distributed by the staff to the children. I can see their faces now! A hand turned, beautifully decorated spinning top to play with on the table in their room. I am excited for these children already!

SECONDLY, members, in corporation with the Women in Turning are ask to make wig stands for patients at Massey Cancer Center that have lost their hair as a result of chemo-therapy. Direction for making a wig stand can be found on the RWT website ([www.richmonwoodturner.org](http://www.richmonwoodturner.org)) or by [clicking this link](#).

Both of these projects are an act of generosity and an effort to display the art form we enjoy in a way that brings goodness into the lives of seriously ill people. That is truly a "win-win". We get to create and the sick among us know they are not forgotten and hopefully give them encouragement..

### **Thank you!!**

We would like to send a big THANK YOU to all that came out to our property in October for the Sawmill demo, tour of kiln and our processes. We hope everyone had an enjoyable time. We certainly could not have ordered a better weather day! It was a pleasure to meet family members and to be able to get to know one another a little better. We appreciate you!

Barry and Leigh





# RICHMOND WOODTURNERS

## Newsletter

### November 2024

One word to describe our club Woods to Goods event on October 19: **WOW!!!**

Thanks to Barry and Leigh for hosting our club's tour, buying extravaganza, and picnic. Without a doubt we can all say that this was as much fun as Christmas morning.



Our group picture. 35 members and significant others participated on a warm, cloudless morning.



Barry sliced three large logs into slabs and members helped themselves to the freshly club pieces of River Birch and Sycamore.




Leigh opened the door to the converted trailer/dryer oven to show how cut lumber was stacked for the 3-5 day drying process.

When the tour was done, we all had the opportunity to purchase dry bundles of wood or rummage through their scrap barrels for remnants of "bowls waiting for turnings".

Submitted by Chuck Bajnai





# RICHMOND WOODTURNERS

## Newsletter

November 2024

### *Christmas Party*

**December 12, 2024 6:30 PM**

**Note: this is a week prior normal meeting night**

**Location: St. Giles Presbyterian Church**

**5200 Grove Avenue, Richmond, Va. 23226**

- Supper Plans: Main entrée provided by the club. All attending will be invited to bring side dishes and dessert. DETAILS to follow by email
- FUN: Woodturning WHITE ELEPHANT gift exchange so come prepared
- SPECIAL surprises!!!
- NOTE: This will take the place of the regular December meeting which will include 4<sup>th</sup> quarter Challenge presentation
- BRING SOMEONE: Spouses and special friends are welcome
- RSVP will be requested starting with the October meeting

## SHOWCASE YOUR WORK

St. Giles Presbyterian Church has invited Richmond Woodturners to display our work. They have two large glass front display cases and would love to show off some of our work. If you would be willing to put something in that you have done on display, please bring the item to the October club meeting. John Daniel, Activities Director, will collect them and take them to St. Giles. They will be on display until the first of January. This is a generous offer to our club. Let's display the art from we love crafting.





## Pens for the Troops

Woodcraft's annual "Pens for the Troops" event was held on Saturday, November 9. The following pictures show some club members and non-club members at the event.







# **RICHMOND WOODTURNERS**

## **Newsletter**

### **November 2024**

## **October Demonstration**

Steve Kellner and Chuck Bajnai teamed up to provide a demonstration of designing a finial using a CAD system. Chuck did the CAD design and Steve used several tools including a skew to turn the finial to match the CAD design.



## **October Show and Tell Presentations**

Chuck Bajnai



Dan Luttrell



Steve Kellner







# **RICHMOND WOODTURNERS**

## **Newsletter**

### **November 2024**

**Dan Currier**



**Scott Synnott**



**Ron Bishop**



**Jim Thorp**



**Ray Deyo**



**Chuck Horton**







# **RICHMOND WOODTURNERS**

## **Newsletter**

### **November 2024**

Robert Gundel



Rob Blader



Jay Pugh



Jim Klein



David Goldsmith



Jeremy Parker



Photos from Chuck Horton





# **RICHMOND WOODTURNERS**

## **Newsletter**

### **November 2024**

## **November Show and Tell**

Steve Schwartz



Sugar Maple with Neanderthal cave art

Chuck Horton



Wig stands - left is sycamore, right is maple. Finished with Rustoleum water based gloss spray. 16-17" high.

Jim Thorp



Some tulips turned by inside out method displayed in a natural edge vase.

Ron Bishop



Cherry  
6" x 1"  
Sanding Sealer and Behlen Paste Wax





# RICHMOND WOODTURNERS

## Newsletter

November 2024

Douglas Murray



The vase is primarily soft maple with a poly finish. It is 11" tall and 10.5" at its widest diameter. The walnut accent ring is inset by 1/4" from the edge. The enlarged picture of the accent ring shows one of the twelve Thunderbirds. The Thunderbirds are also of soft maple but have cherry edges for highlights.

David Bushman




Wig stand in the style of Rude Osolnik. The cap and base are maple and the stem is cherry. The finish is water based spray Polycrylic. The three pieces were glued together then the joined stand was turned between centers.

Scott Synnott



A turned set of cedar wood trees with an oil finish.





# RICHMOND WOODTURNERS

## Newsletter

November 2024

Steve Kellner



Hickory Bowls. Turned from a piece of hickory with bark inclusions that was rescued from Leigh and Barry's burn box; 9"x 1.75", finish with pure linseed oil.

Cody Walker




Tea Party Hangover

Dan Luttrell and Steve Kellner

Dan did the demo in August on turning and piercing an ornament and Steve did the demo in October on designing and turning finials for the globes Dan turned. Steve assembled, stained, lacquered, and added the hangers. Dark finials are blackwood, red stained are holly. Trans-tint dyes used in multiple colors on globes. Finish is gloss spray lacquer.







# RICHMOND WOODTURNERS

## Newsletter

November 2024

Chuck Bajnai



Japanese Cedar  
Dogs are burned in and airbrushed  
Finish is satin lacquer.

Jerry Harvey



Wild cherry vase,( I had a lot of it). 8" X 4",  
finish is Yorkshire grit and Myland's friction  
polish.

Ray Deyo




"Silver Bells" made of a wood variety and  
finished with metallic silver spray paint. Each  
bell 2 1/4" wide and tall.

Steve Kellner



5 cherry tops with dowel inserts, Blick  
markers for decorating. Friction polish or oil  
finish.





# RICHMOND WOODTURNERS

## Newsletter

November 2024

### **Klingspor and Penn State discount programs**

Both Klingspor and Penn State Industries offer a 10% discount to members of woodturning clubs. If any member wishes to participate, both companies require the club to submit your name, email address, phone number, and mailing address. You must then establish an online account with a user name and password. Thereafter, you will receive an automatic 10% discount on all on line purchases.

Chuck Horton (our Secretary) is the contact point for RWT members who wish to participate. If you want to sign up for either or both discounts, send Chuck an email noting P, K, or both and he will forward your information to the appropriate company. ([hortoncharles876@gmail.com](mailto:hortoncharles876@gmail.com))

If you DO NOT wish to participate, no action is necessary and your data will NOT be submitted.

Richmond Woodturners has been approached by two more organizations that want our membership email addresses. Rather than asking members again to opt in or out, here is their information and you can sign up or not. They are Carter and Son Toolworks and Chapel Hill Woodturners.

Carter and Son Toolworks website is [carterandsontoolworks.org](http://carterandsontoolworks.org) (oddly enough). They offer frequent tips as well as sales offers. Log on to sign up.

Chapel Hill Woodturners conduct instructional workshops by well known professional turners. They are located in Chapel Hill, NC, about 160 miles from Richmond. Their website is [chwt.org](http://chwt.org) where you can view their calendar of classes and sign up for notifications.

## **WANTED**

Does anyone have experience using a router with a lathe. There are you tube videos, but I was hoping someone had real life experience.

Kevin Fitzpatrick

Looking for some Spanish Cedar, 4"-5" square and at least 12" long. Do not need Eastern or Western Cedar, just Spanish.

Al Kiebert



# RICHMOND WOODTURNERS

## Newsletter


November 2024

### Tips and Tricks

Submitted by Chuck Bajnai

#### GETTING DENTS OUT OF WOOD

YOUTUBE BY MATTHEW PEECH "HOW TO IRON A DENT OUT OF WWD. WOODWORKING TIP"



HE CREATED A DENT FOR DEMO PURPOSES



HE ADDS MULTIPLE DROPS OF WATER TO THE DENT – REALLY SATURATES THE AREA



HE WRAPS THE PIECE OF WOOD WITH A PAPER TOWEL






# RICHMOND WOODTURNERS

## Newsletter

November 2024



HE APPLIED MORE WATER TO THE TOWEL AT THE SPOT AND THEN HEATED THE AREA WITH AN IRON.

AFTER IT STEAMED UP HE CHECKED TO SEE IF THE DEPRESSION WAS REMEDIED. REPEAT AS NECESSARY.







# **RICHMOND WOODTURNERS**

## **Newsletter**

### **November 2024**

## **2024 Officers and Committees**

**President – Steve Kellner**  
**Vice President – Ron Bishop**  
**Secretary – Chuck Horton**  
**Treasurer - Cody Walker**  
**Directors :**  
**Membership Director – Chuck Bajnai**  
**Activities Director – John Daniel**  
**Web/information Director – Neal Stublen**  
**AV Director- Jared Parker**  
**Newsletter Director- Larry Yancey**  
**Past President #1 – Ray Deyo**  
**Past President #2 – Bill Buchanan**  
**Committee Chairpersons:**  
**Social Media – Vacant**  
**AAW Women in Turning Liaison – Meg Turner**

A very special thank you to Izumi Miller for her contribution to this newsletter. She proof reads it and makes valuable suggestions on ways to make it more readable.

## **Facebook Group**

This Facebook group was created to provide a platform for our members to share project photos, to ask questions and, generally, to carry on the dialog in which we so often engage during our monthly meetings.

[Richmond Woodturner Facebook](https://www.facebook.com/groups/832886010074989/)

<https://www.facebook.com/groups/832886010074989/>.

## **Club Membership dues**

Individual—\$35, Family (must reside at the same address) —\$45, Student (under 19 years)—\$15. For more details, please visit the website at [www.richmondwoodturners.org](http://www.richmondwoodturners.org) and go to the membership tab.

Notice: Collection of dues for 2025 will begin this month.


## **From the Editor**

**MEETINGS-** Meetings are on the 3rd Thursday of the month at Woodcraft. 5:30- 6:15 PM, Turners Talk , 6:30:7:15 PM business meeting, 7:15-8:30 PM program. If you are attending via Zoom, you may log in at any time after 6:15 PM.

**TURNER’S TALK-** For those who have knowledge to share and those who have questions. A time to exchange ideas and knowledge. Also just a time to talk shop.

**SHOW AND TELL-** Email pictures of your work to the newsletter editor at [rwtnewsletter@gmail.com](mailto:rwtnewsletter@gmail.com) for publication in the newsletter and for the presentation used for the meeting. Submissions to [rwtnewsletter@gmail.com](mailto:rwtnewsletter@gmail.com) will automatically be forwarded to Steve Kellner. The deadline for submission of show and tell items to be included in the newsletter is one week prior to the meeting by 5:00 PM.





# RICHMOND WOODTURNERS

## Newsletter

November 2024



American Association of Woodturners is a nonprofit organization dedicated to advancing the art and craft of woodturning worldwide through education. With more than 16,000 members and over 365 chapters globally, AAW members include amateurs, hobbyist, professionals, gallery owners, collectors, tool and equipment suppliers, and others.

AAW wants to help you enrich your woodturning experience and pursue your aspirations wherever you are on your woodturning journey. We invite you to learn and grow with us and become part of the special community that is woodturning. They provide an almost limitless amount of resources: written articles, videos, and a yearly national symposium. Check the out at [www.woodturner.org](http://www.woodturner.org). Consider joining today.

### Sponsors and Friends of the Club



Organizations such as the Richmond Woodturners, Richmond Penturners, and James River Woodcarvers would not exist if it weren't for the kindness of their sponsors. We are blessed and grateful to have Richmond, Virginia Woodcraft store supporting us and out activities. Members get a 10% discount on meeting nights for most turning related items.

Please remember this and support them at every opportunity! For the class provided at this location see [Woodcraft Classes](#). Classes are taught by Ray Deyo, Clark Brummett, Brian Noble-Marx, and others.