


RICHMOND WOODTURNERS

Newsletter July 2024

www.richmondwoodturners.org



THE MISSION OF
RICHMOND
WOODTURNERS IS TO
PROVIDE EDUCATION
AND INFORMATION TO
THOSE WHO ARE
INTERESTED IN
WOODTURNING AND
TO PROMOTE
WOODTURNING AS AN
ART FORM WITHIN THE
CLUB AND TO THE
GENERAL PUBLIC

OFFICIAL CHAPTER
AAW
AMERICAN ASSOCIATION
OF WOODTURNERS

FEATURE

Walnut bowl saved from the burn pile!



This bowl came within seconds of being tossed into the burn pile. As I was getting close to the final shape, a segment flew out of one side leaving a large gap (ranging from 0" to 1/2" wide and 2-1/2" long) and a small crack all the way across the bottom and up the opposite side. My first thought was to "toss it". After some additional consideration, I decided to attempt to salvage it. What did I have to lose except some time and some small amount of materials. The gain, on the other hand, would be the experience and education I would obtain (even if my attempt failed), and most of all, a walnut bowl. I first applied some thin CA glue over the crack on the inside and outside of the bowl. Next, I covered the gap on the outside of the bowl with Tyvek tape. I poured coffee grounds into the gap and then covered it with a thin layer of CA glue. This process was repeated until the gap was completely filled. My thinking was that the repair would look more natural if it mirrored the gap on the opposite side of the bowl, so I used a coping saw to cut out a gap to similar size and shape as the original gap. Using that same procedure, I repaired the new opening. Since the bowl shaping was almost complete, I knew that I was going to get a lot of vibration as I attempted to use a scraper to get to the final shape. I used my gloved hand to apply pressure on the opposite side of the bowl where pressure was also being applied with the scraper on the inside of the bowl. That process worked relatively well and I have used it several other times.

While I was pleased with the repair, the final finish left something to be desired. As it turns out, this may still be one of my favorite bowls, flaws and all.

Larry Yancey



RICHMOND WOODTURNERS

Newsletter

July 2024

President's Corner

Another GREAT meeting! It started with an excellent turnout for the wood raffle, followed by our business meeting which featured a fair number of Challenge items along with some nice Show and Tell turnings. But, the highlight was the Open Lathe Night demonstrations and hands-on trials for the brave! With 4 lathes in action and demonstrators moving between lathes, things got a little hectic and noisy. We may need to tweak the format for future open demos like this, but I'd like to see us do more of these with more members leading. As one of the demonstrators, I had a great time. I'm clearly no expert with a skew, but there is no better way to learn something than trying to show someone else how it's done! If you are already an expert – like the other demonstrators- that's great, but don't be afraid to put yourself out there. We'll be looking for volunteers for next time!

Thanks for listening. With the heat of the summer here, try to spend time out of the sun and at the lathe.

Steve

Please bring and wear your badge to the meeting!

If you want one, please contact Larry Yancey, lpYancey@gmail.com. The first one is free to members. There is a fee of \$10.00 to replace a lost one

Table of contents

Mission Statement	1
Feature	1
Presidents Corner	2
Table of Content	2
Reminder to wear name badges	2
Directions to Bylaws and Board meetings	2
Penturners News	2
Woodcraft Guidelines	3
Quarterly Challenges	3
Future Demonstrations	3
Treasurer's Report	3
Join meeting via Zoom	3
July program	3
Turner's Talk	3-4
June Meeting Highlights	5
2 nd Quarter Challenge	4-6
June Show and Tell	7-8
June Program	9
July Show and Tell	10-14
State Fair information	15-16
Virginia Woodturner's Symposium	17-18
Discount program Klingspor and Penn State	19
For Sale	19
2024 Officers and Committees	20
Facebook Group	20
From the Editor	20
Club Membership dues	20
AAW	21
Sponsors and Friends of the Club	21

The board minutes and Bylaws of the club can be found on the RWT website.

Penturners News

The Richmond Penturners group meets at Woodcraft on the 2nd Thursday of the odd months at 6:00PM. This is a "subsidiary" of Richmond Woodturners; an informal group sharing thoughts and experiences with pen turning. Membership is not required. Come see us.



RICHMOND WOODTURNERS

Newsletter

July 2024

Woodcraft Guidelines for our Meetings

Woodcraft graciously provides a space for the club to meet. The store closes at 7:00 PM and they have an employee stay until our meeting ends. They have requested that we do not wander around the store after they close. Do all your purchases prior to the 7:00 PM closing time. If you need to leave early, please arrange that with the Woodcraft employee

Quarterly Challenges

3rd quarter 2024- bowl or vessel accented with texture

4th quarter 2024- turn an item to wear

Join Meeting Via Zoom

Be sure to check your email each month for the sign in information to join the meeting with Zoom. If for some reason, it is not in your in box, simply refer back to a previous invitation for the information which remains the same from month to month.

The Zoom link will be active starting at about 6:15 PM on the evening of the meeting.

July Program

Our July program is discussion and demonstration on texturing and pyrography with Ron Bishop and David Bushman

Future Demonstrations

August-Dan Luttrell Pierced hollow sphere ornaments

September- Wig stands, Pam Bozkurt

October- Skew turned finials, Steve Kellner

November- Yarn bowl, David Bushman

December- Annual Christmas party

Treasurer's Report

Previous Balance (6/1/2024)	\$14,623.61
Income	284.79
Expense	177.16
New Balance (6/30/2024)	\$14,731.24

Turner's Talk

Mentoring & Skills Development Workshop

The workshop meets at the beginning of our regular Thursday meeting at 5:30 PM. Come on in and let's talk shop .

July- Finish choices and compatibility

August- Band saw tune up

September- Mandrels for turning spindles

October- Tips and tricks

November- Drying wood





RICHMOND WOODTURNERS

Newsletter

July 2024

June Meeting Highlights

Turners Talk

Wood raffle

The wood raffle was a great success. There was a lot of great wood and the club netted \$196.00 to be added to the treasury. Thanks to all that attended.



June Quarterly Challenge presentations

Kevin Fitzpatrick



Dan Luttrell





RICHMOND WOODTURNERS

Newsletter

July 2024

Steve Kellner



Chuck Horton




Cody Walker



Ron Bishop





RICHMOND WOODTURNERS

Newsletter

July 2024

John Daniel




David Bushman



Chuck Bajnai





RICHMOND WOODTURNERS

Newsletter

July 2024

June Show and Tell presentations

Steve Kellner



Dan Luttrell



Chuck Horton



Bob Silkensen





RICHMOND WOODTURNERS

Newsletter

July 2024

Barbara Dill



Richard Asby





RICHMOND WOODTURNERS

Newsletter

July 2024

June Program

June was open lathe night with four presenters demonstrating different tools. Members had a chance to have a hands on coaching.

Steve Kellner demonstrating the skew



Ray Deyo demonstrating the twist texturing tool




Barbara Dill demonstrating the spindle gouge



Robert Gundel demonstrating the parting Tool and the bedan





RICHMOND WOODTURNERS

Newsletter

July 2024

July Show & Tell

Steve Kellner



Australian Mallee burl: 5" dia. x 2.5" tall, no finish. Burl from A. Bradford. Barbara Dill's Facebook post motivated me to turn something from it!



Hollow-forms with finials: design aesthetics; golden mean and extending hollow-form shape to finial 2.5" dia. x 12.5 tall, 5" finial. White oak burl hollow-form with 3/8" opening. Finial and base sycamore; no finish; 3.5" d x 10" t, 6" finial. Only finial is new.



Spalted maple bowl: 10.5" dia. x 5.5" tall, Renaissance wax finish. A little tricky to turn due to punky

Scott Germain




Cherry vessel 4 1/2" by 5 1/2" inches. Finished with Yorkshire grit and Minwax.

Dan Currier



Red Oak with gold epoxy, 8" x 2.5" finished with Odies Oil.



RICHMOND WOODTURNERS

Newsletter

July 2024

Jerry Harvey



I had two 9" diameter x 11" long logs from vacant lot with lots of dry rot, checks and spalting. All that's left was 6" high X 7" wide. Wood stabilizer, epoxy, super glue, Danish oil.

Larry Yancey



Japanese Cherry, 10-1/4" diameter and 2-1/2" deep. Finish is three coats of Wipe on Poly, Acks Abrasive paste, Acks polishing wax, and Renaissance Micro-crystalline wax.


Dan Luttrell



Spark plugs, 4 times actual size, Mahogany and Holly

Cap, distributor, 6 cylinder, Cherry. About 1-1/2 times actual size.





RICHMOND WOODTURNERS

Newsletter

July 2024


Scott Synnott



13" Cherry bowl. Bead and cove combination. Twice turned, finished with Walnut Oil and buffed.



5" Cherry heart shaped box. Spalted Hackberry top with Bloodwood knob. Danish Oil.



RICHMOND WOODTURNERS

Newsletter

July 2024

Kevin Fitzpatrick




2.5 inch by 2.5 inch Claro Walnut box finished with Danish Oil. I'm sending this because I used my Bedan tool to cut square corners on the inside of the box (second picture).

Cody Walker



Sea Glass? Pen, made for Pen-Turning club discussion on casting.



RICHMOND WOODTURNERS

Newsletter

July 2024

Chuck Horton



This is a second porringer- the first was my challenge entry last month. It is sycamore from a dead tree limb. I particularly like the wood grain. It is 7 1/2" inch x 4 1/2" wide x 2" tall. The finish is wipe on poly. The piece was inspired by an AAW symposium demo.

Dave Bushman




Cherry Ikebana vase. The finish is spray clear satin acrylic.

Ron Bishop



6" x 3" Cherry with texture and gold sign paint. Finished with ODIE'S Super Duper Hardware Oil



RICHMOND WOODTURNERS

Newsletter

July 2024



**The Virginia State Fair is coming September 27 through October 6.
The club is encouraging members to participate in two ways:**

1- enter a piece in one or more of the following categories

- Class 6101 Bowls**
- Class 6012 Platters**
- Class 6103 Vases**
- Class 6104 Boxes and Containers**
- Class 6105 Hollow Forms**
- Class 6106 Turnings incorporating surface treatments or decorations**
- Class 6107 Woodturning, other (please describe)**

Awards:

1st, 2nd, 3rd each class \$10.00 & Ribbon

Best of Section \$20.00 & ribbon

***This year you will be able to enter in one of three categories:
Novice, Intermediate, or Advanced***


Dan Luttrell has provided the following information

Virginia State Fair Adult Competitions

Richmond Woodturners is promoting more competition at the State Fair this year. You are encouraged to enter. Here is the main

Website: statefairva.org

"Our" Division is 61, Turnings (but you may want to enter other Divisions as well).



RICHMOND WOODTURNERS

Newsletter

\$3

July 2024

Division 61 has been broken down into three groups, 61A Novice, 61B Intermediate, and 61C Advanced, in order to stimulate participation and provide for more winners. Also, this year, the top winners are awarded \$10. The entry fee is \$3. You can register online.

Please read the rules online.

Please see this link for Entry Deadlines, Delivery Deadlines, and Pick-up Dates. This link also has the mail-in registration form if you need that.


The club is also planning to deliver entries en mass, for those who may live too far from the fairgrounds. For this to happen, registration will have to be complete, and entries will need to be properly packaged, well identified (copy of entry form please), and delivered to the August woodturners meeting. Arrangements for pickup are also planned.

Get your best work together and give it a go. The public wants to see what you are capable of.

2- State Fair Demonstration

Participate in demonstrating during a 4 hour shift during the fair. Great fun, just ask someone who has done it.

Dan Luttrell will have more details coming soon, but be thinking about being involved.



RICHMOND WOODTURNERS

Newsletter

July 2024



Shape Your Vision

at the

Virginia Woodturners Symposium

November 2-3, 2024

Top Features:

- ♦ Choose from among 46 live demonstrations by leading turners and artists
- ♦ Browse the wood and tools offered by large array of vendors
- ♦ Enter your work for display or sale in the Instant Gallery
- ♦ Make new friends with woodturners from around the nation
- ♦ Low registration fees make this a "best value"
- ♦ Same great Fishersville, VA, location as in past years

Spend time and talk techniques with nationally recognized demonstrators:


- | | |
|-----------------------|------------------|
| ♦ Donna Zils Banfield | ♦ Barry Gross |
| ♦ Trent Bosch | ♦ Joe Fleming |
| ♦ Nick Agar | ♦ Jeff Hornung |
| ♦ JoHannes Michelsen | ♦ Linda Ferber |
| ♦ Andi Wolfe | ♦ Willie Simmons |
| ♦ Bob Rotche | ♦ Steve Schwartz |
| ♦ Kristin LeVier | ♦ Barbara Dill |

Shop these vendors (with many more to come!)

- ♦ Airbrushing Wood
- ♦ Best Wood Tools
- ♦ BG Artforms
- ♦ Big Monk Lumber
- ♦ The Bodging Bigfoot LLC
- ♦ Hannes Tools
- ♦ MDI Woodcarvers Supply
- ♦ Richard's Carbide Woodturning Tools
- ♦ Thompson Lathe Tools
- ♦ Trent Bosch Tools
- ♦ The Walnut Log

For hotel information, more details, or to register at early bird rates, click this link:

www.virginiawoodturners.com



RICHMOND WOODTURNERS

Newsletter

July 2024

Virginia Woodturner's Symposium


On even numbered years, the woodturning clubs of Virginia collaborate to provide a woodturning symposium. It will be held in Fishersville, VA, on November 2 and 3 (Saturday and Sunday). There will be four 1 1/2 hour demos on Saturday and three on Sunday, for an advanced reservation fee of \$85. Each day there will be a choice of 7 demos in each time frame. This is a real bargain.

A top notch selection of demonstrators has already been arranged on an interesting variety of topics. However, such an event requires participation by club members in addition to just attending. People are needed to assist with A/V, registration, assisting vendor and demo station setup on Friday, and a myriad of other details. Equipment needs to be picked up and transported both before and after the event.

The Richmond Woodturners has named two delegates to the Symposium Committee to work toward producing a successful event. They are Walt Bennett and Bob Silkensen. Their role is to perform advance planning and communicate Symposium requirements to the club and its Board of Directors. Let them and any board member know of your interest in helping out.

The Virginia Symposium has a Facebook page, as well as a website. Either may be accessed for information about the Symposium.

Click [here](https://www.Facebook.com/profile.php?id=61557838347480) go to the Facebook page: <https://www.Facebook.com/profile.php?id=61557838347480>
Click



RICHMOND WOODTURNERS

Newsletter

July 2024

Klingspor and Penn State discount programs

Both Klingspor and Penn State Industries offer a 10% discount to members of woodturning clubs. If any member wishes to participate, both companies require the club to submit your name, email address, phone number, and mailing address. You must then establish an online account with a user name and password. Thereafter, you will receive an automatic 10% discount on all on line purchases.

Chuck Horton (our Secretary) is the contact point for RWT members who wish to participate. If you want to sign up for either or both discounts, send Chuck an email noting P, K or both and he will forward your information to the appropriate company. (hortoncharles876@gmail.com)

If you DO NOT wish to participate, no action is necessary and your data will NOT be submitted.


For Sale



Delta Universal Tenoning Jig. I used it three times. Price \$50.00. Price at Lowes, \$169.00. Kevin Fitzpatrick 717-580-0229. kdfitzpat@gmail.com



Delta Versa Feeder Model 36-865. I bought it new 15 years ago and used it twice. Price \$75.00. Fox sells the same 1/8hp model for \$666.00. Kevin Fitzpatrick 717-580-0229. kdfitzpat@gmail.com



RICHMOND WOODTURNERS

Newsletter

July 2024

2024 Officers and Committees

President – [Steve Kellner](#)
Vice President – [Ron Bishop](#)
Secretary – [Chuck Horton](#)
Treasurer – [Cody Walker](#)
Directors :
Membership Director – [Chuck Bajnai](#)
Activities Director – [John Daniel](#)
Web/information Director – [Neal Stublen](#)
AV Director- [Jared Parker](#)
Newsletter Director- [Larry Yancey](#)
Past President #1 – [Ray Devo](#)
Past President #2 – [Bill Buchanan](#)
Committee Chairpersons:
Social Media – Vacant
AAW Women in Turning Liaison – [Meg Turner](#)

A very special thank you to Izumi Miller for her contribution to this newsletter. She proof reads it and makes valuable suggestions on ways to make it more readable.

Facebook Group

This Facebook group was created to provide a platform for our members to share project photos, to ask questions and, generally, to carry on the dialogs in which we so often engage during our monthly meetings.

[Richmond Woodturner Facebook](#)

<https://www.facebook.com/groups/832886010074989/>.

Club Membership dues

Individual—\$35, Family (must reside at the same address) —\$45, Student (under 19 years)—\$15. For more details, please visit the website at www.richmondwoodturners.org and go to the membership tab.

From the Editor

MEETINGS- Meetings are on the 3rd Thursday of the month at Woodcraft. 5:30- 6:15 PM, Turners Talk , 6:30:7:15 PM business meeting, 7:15-8:30 PM program. If you are attending via Zoom, you may log in at any time after 6:15 PM.

TURNER’S TALK- For those who have knowledge to share and those who have questions. A time to exchange ideas and knowledge. Also just a time to talk shop.

SHOW AND TELL- Email pictures of your work to the newsletter editor at rwtnewsletter@gmail.com for publication in the newsletter and for the presentation used for the meeting. Submissions to rwtnewsletter@gmail.com will automatically be forwarded to Steve Kellner. The deadline for submission of show and tell items to be included in the newsletter is one week prior to the meeting by 5:00 PM.



RICHMOND WOODTURNERS

Newsletter

July 2024



American Association of Woodturners is a nonprofit organization dedicated to advancing the art and craft of woodturning worldwide through education. With more than 16,000 members and over 365 local chapters globally, AAW members include amateurs, hobbyists, professionals, gallery owners, collectors, tool and equipment suppliers, and others.

AAW wants to help you enrich your woodturning experience and pursue your aspirations wherever you are on your woodturning journey. We invite you to learn and grow with us and become part of the special community that is woodturning. They provide an almost limitless amount of resources: written articles, videos, and a yearly national symposium. Check them out at www.woodturner.org Consider joining today.

Sponsors and Friends of the Club



Organizations such as the Richmond Woodturners, Richmond Penturners, and James River Woodcarvers would not exist if it weren't for the kindness of their sponsors. We are blessed and grateful to have the Richmond Virginia Woodcraft store supporting us and our activities. Members get a 10% discount on meeting nights for most turning related items.

Please remember this and support them at every opportunity! For the classes provided at this location see [Woodcraft Classes](#) Look for classes taught by Ray Deyo, Clark Brummett, Brian Noble-Marx and others.