


RICHMOND WOODTURNERS

Newsletter

May 2024

www.richmondwoodturners.org



THE MISSION OF
RICHMOND
WOODTURNERS IS TO
PROVIDE EDUCATION AND
INFORMATION TO THOSE
WHO ARE INTERESTED IN
WOODTURNING AND TO
PROMOTE WOODTURNING
AS AN ART FORM WITHIN
THE CLUB AND TO THE
GENERAL PUBLIC

OFFICIAL CHAPTER
AAW
AMERICAN ASSOCIATION
OF WOODTURNERS

FEATURE

Interview with Craig Bircher:



Craig has always been interested in creating with wood, and is a long-time do-it-yourself person who has tackled many projects large and small. He is a native of Kansas, but got his masters in music from the University of Michigan. After graduation, he took a position with the Omaha Symphony, where he met his future wife (also a musician). They soon bought a fixer

upper and began to develop skills. Forty years later, they retired and moved back to Mary's childhood home in Richmond. This is their fourth house project, which they now share with Mary's mother. Their neighbor, John Daniels, invited Craig to join the Richmond Woodturners.

On one of their houses, they decided to duplicate the staircase railing for the exterior porch railings, so he learned some spindle techniques and made several hundred pieces. While in Omaha, he volunteered on a BBQ team that fed the players for the College World Series and happened to be set up next to a trailer with a representative from a wooden bat company. Craig watched him make bats for a day and thought that would be fun. He has blanks from Louisville Slugger, but has not turned any yet.



Craig also loves to cook, so his first and current turning project is a French rolling pin. He has used a skew to minimize sanding. He plans to make more rolling pins for gifts, some with inlays.

Craig's lathe is a Rockwell, made sometime in the 1970s. It was given to him by a friend. Craig has a grinder, but still needs to acquire a chuck. Someday he will get a chainsaw and a bandsaw.

He is amazed at the skill and creativity of the club members and hopes to soon begin turning bowls. He also says he appreciates how well run the club is and is pleased with the variety of demonstrations.



RICHMOND WOODTURNERS

Newsletter

May 2024

President's Corner

April was another very enjoyable meeting! Good turnout and a few new faces. Chuck Horton started it off with an open discussion during Turner's Talk; good thing he had a list of topics because the rest of us were a little quiet to start, but things picked up and there were a number of excellent discussions. Then onto the business meeting where we had some really nice Show and Tell pieces and a tough decision on what to highlight in the agenda slides. Cody Walker did a demo on bowls with handles; not exactly what I was expecting but even better! I really enjoyed the creativity he showed in bowl design and ways to add handles. I hope everyone else enjoyed it as much as I did.

That was not the only activity last month. John Daniel organized our participation in Farm Field Day in Glen Allen. While he did not do a great job with the weather (at least we had enough tents), all of us that participated had a great time. Although the low turnout meant not too much selling took place, we still had good discussions with those that stopped by and had time to talk and learn from each other. It was what I'd like our open lathe nights to be where we can try different tools and techniques. As more of these opportunities come up I hope more members will take advantage and come out for a good time! Enough said. I need to get back in the shop (skew practice badly needed!) and I still need to turn a good Show and Tell item.

Steve

Please bring and wear your badge to the meeting!

If you didn't sign up and want one, please contact Larry Yancey, lpYancey@gmail.com. The first one is free to members. There is a fee of \$10.00 to replace a lost one


Table of contents

Mission Statement	1
Feature	1
Presidents Corner	2
Table of Content	2
Reminder to wear name badges	2
Directions to Bylaws and Board meetings	2
Woodcraft Guidelines	3
Quarterly Challenges	3
Future Demonstrations	3
Treasurer's Report	3
Join meeting via Zoom	3
Zoom instructions to join meeting	3
Turner's Talk	3
April Meeting Highlights	4
April Show and Tell Presentations	5-7
Report on Farm Field Day Demonstration	8
Richmond Woodturners Caps	9
Follow up on tip from last month	9
Discount program Klingspor and Penn State	9
May Show and Tell Pictures	10-14
Upcoming Virginia Event	15
Upcoming International Event	8
Show and Tell Presentations	9-15
For Sale	16
2024 Officers and Committees	17
Facebook Group	17
From the Editor	17
Club Membership dues	17
AAW	18
Sponsors and Friends of the Club	18

The board minutes and Bylaws of the club can be found on the RWT website.

Penturners News

The Richmond Penturners group meets at Woodcraft on the 2nd Thursday of the odd months at 6:00PM. This is a "subsidiary" of Richmond Woodturners; an informal group sharing thoughts and experiences with pen turning. Membership is not required. Come see us. This month, Dan Luttrell hosted a discussion on basic pen turning including some tips and tricks.



RICHMOND WOODTURNERS

Newsletter

May 2024

Woodcraft Guidelines for our Meetings

Woodcraft graciously provides a space for the club to meet. The store closes at 7:00 PM and they have an employee stay until our meeting ends. They have requested that we do not wander around the store after they close. Do all your purchases prior to the 7:00 PM closing time.

Quarterly Challenges

2nd quarter 2024- bowls with handles

3rd quarter 2024- bowl or vessel accented with texture

4th quarter 2024- turn an item to wear

Join meeting Via Zoom

Be sure to check your email each month for the sign in information to join the meeting with Zoom. If for some reason, it is not in your in box, simply refer back to a previous invitation for the information which remains the same from month to month.

The Zoom link will be active starting at about 6:15 PM on the evening of the meeting.

May Program

Dr. Jim Thorp will discuss preserving our health while turning.

Future Demonstrations

June- Open lathe night (details to follow)

July- Texturing/Pyrography with Ron Bishop and David Bushman

August- Pierced hollow sphere ornaments, Dan Luttrell

September- Wig stands, Pam Bozkurt

Treasurer's Report

Previous Balance (4/1/2024)	\$14,487.83
Income	327.58
Expense	130.61
New Balance (5/1/2024)	\$14,684.80

Turner's Talk


Mentoring & Skills Development Workshop

The workshop meets at the beginning of our regular Thursday meeting at 5:30 PM. Come on in and let's talk shop. This month John Daniel will discuss various ways to mount wood to the lathe.

June- Wood raffle

Photo from Chuck Bajani





RICHMOND WOODTURNERS

Newsletter

May 2024


April Meeting Highlights



Cody Walker did a demonstration on turning bowls with handles. This demonstration was in preparation for the second quarterly challenge.

[Link for his demo](#)

He reported that he was approached by one member after my demo, who requested photos of the mounting sequence for oval bowls. He said *"unfortunately, I forgot to take a photo of the mounted bowl after it was flipped over to turn the top of the bowl. I think you can still see what's going on with the photo after the top of the*





RICHMOND WOODTURNERS

Newsletter

May 2024

April Show and Tell presentations

Chuck Bajnai



Steve Kellner



Cody Walker



Dan Luttrell





RICHMOND WOODTURNERS

Newsletter

May 2024

Chuck Horton



Terry Stephens



Scott Synnott



John Daniel





RICHMOND WOODTURNERS

Newsletter

May 2024

David Bushman




Robert Gundel



Jared Parker



Thank you Chuck Horton for the photos



RICHMOND WOODTURNERS

Newsletter

May 2024

Report on Farm Field Day at Meadow Farm Museum at Crump Park



Though it was a damp day, the spirits at the Richmond Woodturners booth was very bright. There were three tents tightly grouped together. The attendance was very light, but as you can see from the picture, we did have some enthusiastic spectators. There were 10 of our members there to represent the club including: David Bushman, Dan Luttrell, Jay and Denise Pugh, Steve Kellner, Phillip Duffy, Larry Yancey, Jim Kennedy, David Goldsmith and John Daniel that planned and coordinated the event. Thank you John for the event and the banner in the background.

Photo courtesy of John Daniel



RICHMOND WOODTURNERS

Newsletter

May 2024

Richmond Woodturners cap

Dan Luttrell plans to order club hats soon after the May monthly meeting where he will be taking orders. Navy blue hat with yellow "Richmond Woodturners" embroidered on "flat" front panel. It is a very comfortable hat. See attached photos; (1) new hat and (2) old hat from years ago. For a minimum of 24 orders, the caps will cost \$13.00. If there are pennies left over, he will donate that to the club. If you want one please contact Dan at www.mostthingsround@gmail.com or 804-382-2145.



Just a follow up to Dan's iPhone / ear buds tip from last month.

I don't have an iPhone or ear buds but I was able to plug the receiver from a wireless mouse into my Android phone, use the mouse to position the cursor over the shutter button, pick up the mouse (so the cursor wouldn't move), and use the left mouse button to take the photo.

Thanks, Mike Squire

Klingspor and Penn State discount programs

Both Klingspor and Penn State Industries offer a 10% discount to members of woodturning clubs. If you wish to participate, both companies require the club to submit your name, email address, phone number, and mailing address of members that want to sign up. You must then establish an on line account with a user name and password. Thereafter, you will receive an automatic 10% discount on all on line purchases.

Chuck Horton (our Secretary) is the contact point for RWT members who wish to participate. If you want to sign up for either or both discounts, send Chuck an email noting P, K or both and he will forward your information to the appropriate company. (Hortoncharles876@gmail.com)

If you DO NOT wish to participate, no action is necessary and your data will NOT be submitted.



RICHMOND WOODTURNERS

Newsletter

May 2024

Show & Tell

Steve Schwartz



Red Oak Bowl
with red dye.
Green textured
leaves are there to
cover up a crack
in the wood.



Bob Silkensen



*Two Trinket
Boxes*



Maple the bottom is cross textured in two directions and top textured in one direction. Inside of top and bottom of box are textured with spirals.

Ash bottom and Walnut top. Again spiral textured where possible with a rhinestone accent on top.



RICHMOND WOODTURNERS

Newsletter

May 2024

Ron Bishop



Holly and natural whelk shell 6" x 3" diameter. Finished with semi-gloss lacquer

Steve Kellner



Live edge bowl: Spalted Sweet Gum, 11.5"x 6.5"x3.5", Walnut Oil finish. Made from a piece I got from one of our raffles a while back. Oil darkened wood too much and hid grain highlights.

Chuck Bajnai



Eye Bowl 2
CA (cyanoacrylate glue). micro mesh finish

Jaron Stephens



The wood was a dark walnut and it's a slim line pen and the pen metal is gun-metal color. I sanded it to 1200 and finished with homemade Yorkshire grit and friction polish.



RICHMOND WOODTURNERS

Newsletter

May 2024

Ray Deyo




Getting a head start. 100 Christmas ornaments - 6" long - various woods - spray lacquer finish.

David Bushman



Bleached holly footed vessel. I used another John Jordan texturing technique on the raised ribs.

Dan Luttrell




Poplar tube. 2-1/4 diameter x 10-1/2 high. Mineral oil finish.

Jim Thorp



My display for the next meeting. Represents "practicing with scrap wood for a future project"



RICHMOND WOODTURNERS

Newsletter


May 2024

Larry Yancey



Spalted Oak bowl. 11" diameter x 3-1/2" high. Several coats of Shellac topped with two coats of wipe on Poly. Finally buffed with Beal Buffing system.

Chuck Horton




These are unfinished bracelet blanks which I will dye various colors. They are 3 1/4" wide x 11/16" and 7/16" thick. The fat one is maple and the thin one is oak.

Terry Stephens



This is a piece of white oak burl. I wanted to try to do something with. I made a vase and used a test tube for the flower arrangement.





RICHMOND WOODTURNERS

Newsletter

May 2024

Cody Walker




Dragon's Egg, approximately 6" at its widest point, black cherry, turned, hollowed, textured and painted.


John Daniel



Segmented bowl with 10 rings of oak and walnut. Walnut base. Finish is Danish Oil (Tried and True), then buffed. Top coat is carnauba wax topped with Renaissance Wax.



Small open segmented vase made of walnut and maple. Approximately 5" tall and finished with wipe-on poly.



RICHMOND WOODTURNERS

Newsletter

May 2024



Shape Your Vision *at the* **Virginia Woodturners Symposium** **November 2-3, 2024**

Top Features:

- ♦ Choose from among 46 live demonstrations by leading turners and artists
- ♦ Browse the wood and tools offered by large array of vendors
- ♦ Enter your work for display or sale in the Instant Gallery
- ♦ Make new friends with woodturners from around the nation
- ♦ Low registration fees make this a "best value"
- ♦ Same great Fishersville, VA, location as in past years

Spend time and talk techniques with nationally recognized demonstrators:


- | | |
|-----------------------|------------------|
| ♦ Donna Zils Banfield | ♦ Barry Gross |
| ♦ Trent Bosch | ♦ Joe Fleming |
| ♦ Nick Agar | ♦ Jeff Hornung |
| ♦ JoHannes Michelsen | ♦ Linda Ferber |
| ♦ Andi Wolfe | ♦ Willie Simmons |
| ♦ Bob Rotche | ♦ Steve Schwartz |
| ♦ Kristin LeVier | ♦ Barbara Dill |

Shop these vendors (with many more to come!)

- ♦ Airbrushing Wood
- ♦ Best Wood Tools
- ♦ BG Artforms
- ♦ Big Monk Lumber
- ♦ The Bodging Bigfoot LLC
- ♦ Hannes Tools
- ♦ MDI Woodcarvers Supply
- ♦ Richard's Carbide Woodturning Tools
- ♦ Thompson Lathe Tools
- ♦ Trent Bosch Tools
- ♦ The Walnut Log

For hotel information, more details, or to register at early bird rates, click this link:

www.virginiawoodturners.com



RICHMOND WOODTURNERS

Newsletter

May 2024

For Sale



Offered by former woodturning club member Don Hart:


Delta Hollow Chisel Mortiser. 120V. Includes 1/4, 5/16, 3/8 and 1/2" chisels. Used for one project. Excellent condition. \$225.00 Contact Dan Luttrell 804-382-2145.



Record Drill Master English lathe

This is a heavy little lathe and quite strong and runs smoothly. It's great for small projects. I even turned a multi axis goblet on it!!! Included are more than one tool rest, a faceplate, pen mandrels, and a Jacobs Chuck. \$350. 00.

Contact [Barbara Dill](mailto:bdill6@verizon.net) www.bdill6@verizon.net 804-370-7464



RICHMOND WOODTURNERS

Newsletter

May 2024

2024 Officers and Committees

President – [Steve Kellner](#)
Vice President – [Ron Bishop](#)
Secretary – [Chuck Horton](#)
Treasurer – [Cody Walker](#)
Directors :
Membership Director – [Chuck Bajnai](#)
Activities Director – [John Daniel](#)
Web/information Director – [Neal Stublen](#)
AV Director- [Jared Parker](#)
Newsletter Director- [Larry Yancey](#)
Past President #1 – [Ray Devo](#)
Past President #2 – [Bill Buchanan](#)
Committee Chairpersons:
Social Media – Vacant
AAW Women in Turning Liaison – [Meg Turner](#)

A very special thank you to Izumi Miller for her contribution to this newsletter. She proof reads it and makes valued suggestions on ways to make it more readable.

Facebook Group

This Facebook group was created to provide a platform for our members to share project photos, to ask questions and, generally, to carry on the dialogs in which we so often engage during our monthly meetings.

[Richmond Woodturner Facebook](#)

<https://www.facebook.com/groups/832886010074989/>.

Club Membership dues

Individual—\$35, Family (must reside at the same address) —\$45, Student (under 19 years)—\$15. For more details, please visit the website at www.richmondwoodturners.org and go to the membership tab.

From the Editor

MEETINGS- Meetings are on the 3rd Thursday of the month at Woodcraft. 5:30- 6:15 PM, Turners Talk , 6:30-7:15 PM business meeting, 7:15-8:30 PM program. If you are attending via Zoom, you may log in at any time after 6:15 PM.

TURNER’S TALK- For those who have knowledge to share and those who have questions. A time to exchange ideas and knowledge. Also just a time to talk shop.

SHOW AND TELL- Email pictures of your work to the newsletter editor at rwtnewsletter@gmail.com for publication in the newsletter and for the presentation used for the meeting. Submissions to rwtnewsletter@gmail.com will automatically be forwarded to Steve Kellner. The deadline for submission of show and tell items to be included in the newsletter is one week prior to the meeting by 5:00 PM



RICHMOND WOODTURNERS

Newsletter

May 2024



American Association of Woodturners is a nonprofit organization dedicated to advancing the art and craft of woodturning worldwide through education. With more than 16,000 members and over 365 local chapters globally, AAW members include amateurs, hobbyists, professionals, gallery owners, collectors, tool and equipment suppliers, and others.

AAW wants to help you enrich your woodturning experience and pursue your aspirations wherever you are on your woodturning journey. We invite you to learn and grow with us and become part of the special community that is woodturning. They provide an almost limitless amount of resources: written articles, videos, and a yearly national symposium. Check them out at www.woodturner.org Consider joining today.

Sponsors and Friends of the Club



Organizations such as the Richmond Woodturners, Richmond Penturners, and James River Woodcarvers would not exist if it weren't for the kindness of their sponsors. We are blessed and grateful to have the Richmond Virginia Woodcraft store supporting us and our activities. Members get a 10% discount on meeting nights for most turning related items.

Please remember this and support them at every opportunity! For the classes provided at this location see [Woodcraft Classes](#) Look for classes taught by Ray Deyo, Clark Brummett, Brian Noble-Marx and others.