


RICHMOND WOODTURNERS

Newsletter

April 2024

www.richmondwoodturners.org



THE MISSION OF
RICHMOND
WOODTURNERS IS TO
PROVIDE EDUCATION AND
INFORMATION TO THOSE
WHO ARE INTERESTED IN
WOODTURNING AND TO
PROMOTE WOODTURNING
AS AN ART FORM WITHIN
THE CLUB AND TO THE
GENERAL PUBLIC

OFFICIAL CHAPTER
AAW
AMERICAN ASSOCIATION
OF WOODTURNERS

FEATURE

Barbara Dill

I had the privilege of being invited to Barbara's shop to prepare this "Feature" article. The shop is strategically placed in the trees behind her house with a pond just to the right as you approach the shop. It is in a very tranquil and picturesque setting. Barbara was interesting to talk to one on one, and was very generous with her time.




In the late 1980's, Barbara was working as a nurse at VCU and found the work to be very unfulfilling and draining. After work one day, she opened up a magazine and saw a picture of a carved piece of wood. That sparked a fire that has led her into several areas of working with wood starting with a wood carving class offered by Henrico County where she made several carved pieces. She retired from her nursing career in 1989 and was looking for something to keep her busy. She attended some craft shows and was introduced to wood turning. In 1990, 91, and 92, she attended week long classes at Arrowmont School of Arts and Crafts in Gatlinburg, TN. After the first year, she purchased her first lathe and was on the way to a life long passion of working with wood. She began as most of us do, turning bowls primarily. She was one of five founding members of what is now Richmond



Woodturners. Then in 2006 she started doing some work with multi-axis turning. While she was fascinated with it, she was also frustrated because there were no systematic directions available to explained any of the processes involved which caused her to ask the question "what do I do next"? As she spent more and more time with multi-axis turning, she began to visualize patterns that could be repeated and explained. In 2018, she wrote a book, Multi-Axis Spindle Turning: A Systematic Exploration. Her book provided outcome and results so that a piece could be planned, turned and reproduced. In addition, she has been published several times in the American Woodturner magazine and has made several videos that can be seen at her YouTube channel. Barbara has traveled far and wide to teach and share her love of multi-axis turning. Last year, she did a demonstration in Ireland. She also offered classes at her shop to turners who had a desire to learn her methodology of multi-axis turning. It can be argued that Barbara is the foremost authority on the subject.

[Continued on Page 3](#)



RICHMOND WOODTURNERS

Newsletter

April 2024

President's Corner

Excellent discussions during Turner's Talk and demonstration during the featured program by two of our club members, John Daniel and Jay Pugh. This is becoming the norm, which in my humble opinion, is right where we should be! As I mentioned last month, we'd love to see more members step up and lead a Turner's Talk. Don't be shy; you don't need to be an expert to lead a discussion. And leading a Turner's Talk may be the easiest way to become a local expert, right John? It's probably a little more intimidating to stand up as the featured program speaker. Jay did not hesitate when I asked him to demonstrate his ONEWAY coring system and he gave one heck of a demonstration!

I have a ONEWAY system and I learned a lot of ways to improve my coring technique. Thank you Jay! Jay has an excellent setup and has been doing a lot of coring so he may not have needed to learn something new for his presentation, but you know, having someone (like the new Program Director) ask you to present on something you don't consider yourself really good at doing, may be the incentive you need to expand your capabilities! At least I hope that is the case! Anyway, I think I've rambled enough. But don't be afraid to step out of your comfort zone by getting in front of a friendly crowd!

Thanks for listening; and keep on turning!

The board minutes and Bylaws of the club can be found on the RWT website [Click here](#) to be taken to the Club documents on the website.

Table of contents

Mission Statement	1
Feature	1
Presidents Corner	2
Table of Content	2
Reminder to wear name badges	2
directions to Bylaws and Board meetings	2
Future Demonstrations	3
April Demonstration	3
Treasurer's Report	3
Join meeting via Zoom	3
Quarterly Challenges	3
Penturners meeting	3
Woodcraft Guidelines for our Meetings	3
Zoom instructions to join meeting	3
Turner's Talk	4
March Meeting Highlights	4
Discount program Klingspor and Penn State	5
Tip for iPhone photography	5
Upcoming regional event	6
Upcoming Virginia Event	7
Upcoming International Event	8
Show and Tell Presentations	9-15
Wanted for the Club	16
Wanted	16
Free items	16
For Sale	17
2024 Officers and Committees	18
Facebook Group	18
From the Editor	18
Club Membership dues	18
AAW	19
Sponsors and Friends of the Club	19

Please bring and wear your badge to the meeting!

If you didn't sign up and want one, please contact Larry Yancey, lpYancey@gmail.com. The first one is free to members. There is a fee of \$10.00 to replace a lost one



RICHMOND WOODTURNERS

Newsletter

April 2024

Continued Feature Article from page 1



After the Ireland trip, Barbara decided to retire from demonstrations and in person teaching. She still has a passion for not only multi-axis turning but also for sharing her knowledge. She is developing more teaching videos.

I have to admit that prior to doing this article, I had no interest in multi- axis turning. After having spent some time with her and talking to her about it, I think I may be inspired to try!

While she is not traveling to teach or demonstrate, Richmond Woodturners can look forward to her doing some more demonstrations for our meeting in the coming months. Stay tuned. Thank you Barbara for all you have done for wood turning in general and for Richmond Woodturners, you are a treasure! Check out [Barbara's YouTube channel](#).

Written by Larry Yancey

Woodcraft Guidelines for our Meetings

Woodcraft graciously provides a space for the club to meet. The store closes at 7:00 PM and they have an employee stay until our meeting ends. They have requested that we do not wander around the store after they close. Do all your purchases prior to the 7:00 PM closing time.

Penturners Meeting

The next penturners meeting will be held on May 2, 6:00 PM at Woodcraft

Future Demonstrations

May- Dr. Jim Thorp will discuss preserving our health while turning

June- Open lathe night (details to follow)

July- Coloring wood

August- Texturing with Ron Bishop

April Program

Cody Walker is going to do a demonstration of turning a bowl with handles

Treasurer's Report

Previous Balance (1/1/2024)	\$14,263.57
Income	269.52
Expense	45.26
New Balance (2/1/2024)	\$14,487.83

Join meeting Via Zoom

Be sure to check your email each month for the sign in information to join the meeting with Zoom. If for some reason, it is not in your in box, simply refer back to a previous invitation for the information which remains the same from month to month.


The Zoom link will be active starting at about 6:15 PM on the evening of the meeting.

Quarterly Challenges

2nd quarter 2024- bowls with handles

3rd quarter 2024- bowl or vessel accented with texture

4th quarter 2024- turn an item to wear



RICHMOND WOODTURNERS

Newsletter

April 2024

Turner's Talk

Mentoring & Skills Development Workshop

The workshop meets at the beginning of our regular Thursday meeting at 5:30 PM. Come on in and let's talk shop. This month Chuck Horton will lead an open question and answer session

May-Various ways to mount wood to the lathe



March Meeting Highlights



Jay Pugh's demonstration for coring gave us a view of the techniques and advantages of coring. It was very informative. Thank you Jay.





RICHMOND WOODTURNERS

Newsletter

April 2024

Klingspor and Penn State discount programs

Both Klingspor and Penn State Industries offer a 10% discount to members of woodturning clubs. If you wish to participate, both companies require the club to submit your name, email address, phone number, and mailing address of members that want to sign up. You must then establish an on line account with a user name and password. Thereafter, you will receive an automatic 10% discount on all on line purchases.

Chuck Horton (our Secretary) is the contact point for RWT members who wish to participate. If you want to sign up for either or both discounts, send Chuck an email noting P, K or both and he will forward your information to the appropriate company. (Hortoncharles876@gmail.com)

If you DO NOT wish to participate, no action is necessary and your data will NOT be submitted.




Tip

Use ear buds with your iPhone to take photos remotely. This works especially well if you are using a tripod and you don't want to disturb your phone (camera). It's also handy when you're taking a photo in an awkward position and you can't get to the button on the screen. Plug your ear buds into the lightning port, open the camera app, and use the plus (+) button on the ear buds to snap photos. The plus button will also start and stop video recording.

This may also work with Android devices, but I can't prove it.

Dan Luttrell



RICHMOND WOODTURNERS

Newsletter

April 2024

We have been invited by Henrico County to participate in an event that they have planned. With the board's approval, I am inviting you to sign up to have fun and to represent our club in taking Woodturning out into the community. **Here are the details. Please review and respond directly to me: jwdaniel@me.com indicating you will participate.**

Farm Field Day at Meadow Farm Museum At Crump Park

**April 27th, 11-2 pm (with set up prior)
3400 Mountain Road
Glenn Allen, VA 23060**



The County of Henrico has invited us to participate in this event. They normally have well over 1000 people. We plan to have a lathe and need demonstrators for the three hour period. We will have space for show and tell items which also can be for sale.


We welcome all who can come but are seeking 5-7 members to participate for part or all of the three hours. (FYI, in the event of bad weather this event will most likely be canceled.) I would love to have you participate in one or both of these events. Please email me at jwdaniel@me.com or call me at 804-928-2234 with your questions and interest. These things are a ton of fun and serve deeply our purpose as a club. Let me hear from you soon.

Activities Director
John Daniel

Tune up your band saw with Alex Snodgrass

Chuck Horton suggested this video to correctly tune up your bandsaw. It is very thorough.

<https://www.youtube.com/watch?v=nnm6CoiaU4E>



RICHMOND WOODTURNERS

Newsletter

April 2024



Shape Your Vision

at the

Virginia Woodturners Symposium

November 2-3, 2024

Top Features:

- ♦ Choose from among 46 live demonstrations by leading turners and artists
- ♦ Browse the wood and tools offered by large array of vendors
- ♦ Enter your work for display or sale in the Instant Gallery
- ♦ Make new friends with woodturners from around the nation
- ♦ Low registration fees make this a "best value"
- ♦ Same great Fishersville, VA, location as in past years

Spend time and talk techniques with nationally recognized demonstrators:

- | | |
|-----------------------|------------------|
| ♦ Donna Zils Banfield | ♦ Barry Gross |
| ♦ Trent Bosch | ♦ Joe Fleming |
| ♦ Nick Agar | ♦ Jeff Hornung |
| ♦ JoHannes Michelsen | ♦ Linda Ferber |
| ♦ Andi Wolfe | ♦ Willie Simmons |
| ♦ Bob Rotche | ♦ Steve Schwartz |
| ♦ Kristin LeVier | ♦ Barbara Dill |

Shop these vendors (with many more to come!)

- ♦ Airbrushing Wood
- ♦ Best Wood Tools
- ♦ BG Artforms
- ♦ Big Monk Lumber
- ♦ The Bodging Bigfoot LLC
- ♦ Hannes Tools
- ♦ MDI Woodcarvers Supply
- ♦ Richard's Carbide Woodturning Tools
- ♦ Thompson Lathe Tools
- ♦ Trent Bosch Tools
- ♦ The Walnut Log

For hotel information, more details, or to register at early bird rates, click this link:

www.virginiawoodturners.com



RICHMOND WOODTURNERS

Newsletter

April 2024

2024 AAW International Symposium May 23-26, 2024



Chapter/Club Symposium Discount

Five or more of your chapter members can get \$40 off each registration!

We want our woodturning chapter members to be able to send as many people as they can to Portland, OR, to experience the biggest woodturning event of the year. That's why we are offering a \$40 chapter discount to each member of a group of five or more. Pull together at least five of your chapter friends and submit the form on the website to get your personalized discount code. Then, share the discount code with those chapter members and you can each register for a full registration at \$40 off.

The AAW International Woodturning Symposium is the best event for local chapter members to learn together, make bulk purchases and connections with top vendors, and put their chapter on the map by showcasing their best work in the largest woodturning gallery. This is a great opportunity for new woodturners to tag along with their chapter members and soak in a wealth of woodturning knowledge from some of the most experienced woodturners in the world. Chapter leaders will have the opportunity to network with one another and share experiential knowledge to help grow chapters around the country. Chapter Discounts must be requested by April 5, 2024.

[Click Here for more information.](#)



RICHMOND WOODTURNERS

Newsletter

April 2024

Show & Tell

Note: Change in Show and Tell presentation

The Show and Tell table will now be moved to the front of the room and turners will be asked to come to the front of the room to show and present their piece. For efficiency, the order of presentation will be that same as they are shown in the newsletter. As your time comes up, please start to the front and be ready when the person in front of you is finished.

Steve Schwartz



Item #923B Cherry Bowl with Swallows 11.75D X 3

Steve Schwartz will be exhibiting in the Art At The Mill spring art show in the Burwell Morgan historic mill in Millwood, VA. April 20 through May 5.

Chuck Bajnai




Purple Heart, Drilled Before Hollowing
9.5" Diameter
Friction Polish

Walt Bennett



These are the first things I've turned from a very damaged sycamore tree I had to cut down on the back of my property. I have several bowl blanks and more pepper grinder bodies that I still have to get to, but these three really show how seriously spalted the tree was. Sycamore isn't that hard a wood, but I've found little 'punk' or seriously weak parts in what I was able to harvest. I'll try getting a pic of the bowl blanks to you soon.



RICHMOND WOODTURNERS

Newsletter

April 2024


Steve Kellner



White Oak Lamp. : 14" diameter x 22" tall. I'm calling this my Mushroom lamp. Base is hollowed out and has 4 feet. It was turned from a log from my neighbor's tree and was only had a few minor checks to deal with. Hollowing the base was challenging because I had to finish shaping the outside which did not leave much to support the heavy base. I made a jam chuck and hollowed between centers to the extent I could and then added a steady rest to hollow the neck. The shade is not as thin or of uniform thickness as I would have liked because it was out of round. Before I knew it and could not re-turn the outside to compensate. I might have to remake at some point! After turning, the feet were carved (with the help of my router table), both pieces were grit blasted for texturing, were fumed with 30% ammonia (maybe a little too long) and were finished with Rock Hard Tabletop varnish.



Finial turned with skew only. Sycamore. 6.5" x .75". Doctors friction polish finish. Proportions aren't right, but could be worse! Sanded with 220 to remove some of my catches but since it's in one piece, they weren't too bad. Will keep practicing!



RICHMOND WOODTURNERS

Newsletter

April 2024

Cody Walker



Oak bowl
with
handles



Dan Luttrell



Ball bearing assembly. Cherry, Birch,
Osage Orange. About 5-1/4" diameter.

Jerry Harvey



Tea bag holder. Wild cherry with canary
wood top. 4.5"x 8.5" Friction polish. Inside
Doc's walnut oil.



RICHMOND WOODTURNERS

Newsletter


April 2024

Chuck Horton



Cherry Bowl 14 1/2" x 5", finished with wipe on poly. Cracks filled with C A glue and coffee grounds.

Terry Stephens



This is a double modified slimline pen done in Purple Heart and Maple with a satin gold pen kit sanded to 12,000 in finished with walnut oil and friction



RICHMOND WOODTURNERS

Newsletter

April 2024

Scott Synnott



Spalted Maple bowl, 11"x6" . Twice turned and finished with walnut oil and buffing.



Cherry bowl, 9"x3.5" . Twice turned and finished with walnut oil and buffing.



RICHMOND WOODTURNERS

Newsletter

April 2024

John Daniel



Maple burl, 10" wide and 7" tall. Finished with Danish oil and then buffed. Decided to let the bark inclusion be an accent.



David Bushman

I wanted to do the 300 year old elm tree justice so I created this footed vessel wrapped in elm leaves. It was carved using rotary carvers and textured using John Jordan's rotary wire brush method. The finish is wipe on poly.



RICHMOND WOODTURNERS

Newsletter

April 2024

Robert Gundel



White Oak 16 3/4" wide x 12" high



RICHMOND WOODTURNERS

Newsletter

April 2024

WANTED FOR THE CLUB

The Board of Directors has identified a need for our club to have a complete set of tools available for demonstrators at meetings and/or remote gatherings. Through previous contributions, we already have a partial set, but are in need a parting tool, a 3/8" or 1/2" spindle gouge, and a 1/2" bowl gouge. If you have one of these tools in good condition, full size (not ground short) and name brand and would like to help round out our set with a contribution, it would be welcomed. If you would like to underwrite the expense and purchase a one of these tools for the club through a donation, our cost would be approximately 75% of the retail price. Please coordinate any donations and/or contributions through Ray Deyo to avoid duplication. Thanks for your help. Please make checks out to Richmond Woodturners and give them to Ray.

Wanted

Fresh poplar trunk. 12 to 18" diameter 2 pieces. One for cookies. One to section and dry as spindles.

[Dan Luttrell](#) 804-382-2145

Free Stuff

Dan's free stuff

Cast iron faceplate (1"-8), two banjos for 1-1/2 to 1-9/16 gap bed (these are for 7/8 tool post but can easily be drilled to 1"). 6" and 12" tool rests (these have 7/8" tool posts).

[Dan Luttrell](#) 804-382-2145



Free Wood

This is what I have from the two oak trees. It will be available until about this time next year or until someone takes it for woodworking or firewood, whichever comes first.

Jim Thorp 804-448-2707





RICHMOND WOODTURNERS

Newsletter

April 2024

For Sale


Unique Maple Burls

Contact Barry Smith, 804-357-6619, with any questions, pricing and location.



Offered by former woodturning club member Don Hart:

Delta Hollow Chisel Mortiser. 120V.
Includes 1/4, 5/16, 3/8 and 1/2" chisels. Used
for one project. Excellent condition. \$225.00
Contact Dan Luttrell 804-382-2145.



RICHMOND WOODTURNERS

Newsletter

April 2024

2024 Officers and Committees

President – [Steve Kellner](#)
Vice President – [Ron Bishop](#)
Secretary – [Chuck Horton](#)
Treasurer – [Cody Walker](#)
Directors :
Membership Director – [Chuck Bajnai](#)
Activities Director – [John Daniel](#)
Web/information Director – [Neal Stublen](#)
AV Committee Chairperson- [Jared Parker](#)
Newsletter Director- [Larry Yancey](#)
Past President #1 – [Ray Devo](#)
Past President #2 – [Bill Buchanan](#)
Committee Chairpersons:
Social Media – Vacant
AAW Women in Turning Liaison – [Meg Turner](#)

A very special thank you to Izumi Miller for her contribution to this newsletter. She proof reads it and makes valued suggestions on ways to make it more readable.

Facebook Group

This Facebook group was created to provide a platform for our members to share project photos, to ask questions and, generally, to carry on the dialogs in which we so often engage during our monthly meetings.

[Richmond Woodturner Facebook](#)

<https://www.facebook.com/groups/832886010074989/>.

Club Membership dues


Individual—\$35, Family (must reside at the same address) —\$45, Student (under 19 years)—\$15. For more details, please visit the website at www.richmondwoodturners.org and go to the membership tab.

From the Editor

MEETINGS- Meetings are on the 3rd Thursday of the month at Woodcraft. 5:30- 6:15 PM, Turners Talk , 6:30-7:15 PM business meeting, 7:15-8:30 PM program. If you are attending via Zoom, you may log in at any time after 6:15 PM.

TURNER’S TALK- For those who have knowledge to share and those who have questions. A time to exchange ideas and knowledge. Also just a time to talk shop.

SHOW AND TELL- Email pictures of your work to the newsletter editor at rwtnewsletter@gmail.com for publication in the newsletter and for the presentation used for the meeting. Submissions to rwtnewsletter@gmail.com will automatically be forwarded to Steve Kellner. The deadline for submission of show and tell items to be included in the newsletter is one week prior to the meeting by 5:00 PM



RICHMOND WOODTURNERS

Newsletter

April 2024



American Association of Woodturners is a nonprofit organization dedicated to advancing the art and craft of woodturning worldwide through education. With more than 16,000 members and over 365 local chapters globally, AAW members include amateurs, hobbyists, professionals, gallery owners, collectors, tool and equipment suppliers, and others.

AAW wants to help you enrich your woodturning experience and pursue your aspirations wherever you are on your woodturning journey. We invite you to learn and grow with us and become part of the special community that is woodturning. They provide an almost limitless amount of resources: written articles, videos, and a yearly national symposium. Check them out at www.woodturner.org Consider joining today.

Sponsors and Friends of the Club



Organizations such as the Richmond Woodturners, Richmond Penturners, and James River Woodcarvers would not exist if it weren't for the kindness of their sponsors. We are blessed and grateful to have the Richmond Virginia Woodcraft store supporting us and our activities. Members get a 10% discount on meeting nights for most turning related items.

Please remember this and support them at every opportunity! For the classes provided at this location see [Woodcraft Classes](#) Look for classes taught by Ray Deyo, Clark Brummett, Brian Noble-Marx and others.